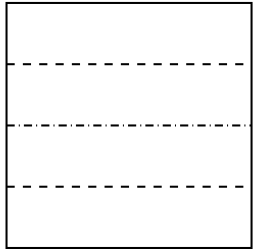


Pentagon-Hexagon Zig-Zag (PHiZZ) Units

Design by Tom Hull



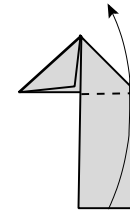
Accordian pleat the paper into fourths.



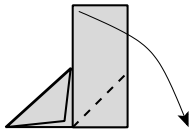
Fold top left corner down.



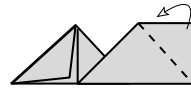
Fold the right edge of the strip down to meet the folded edge.



Fold the strip up, making the bottom flush.



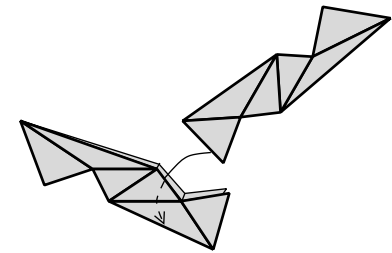
Fold the strip down to the right.



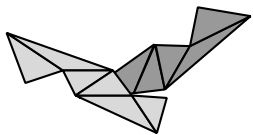
Fold the upper right corner down behind the unit.



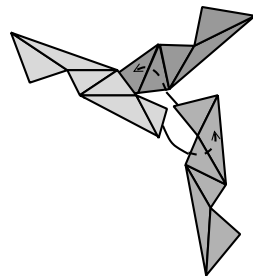
The completed unit.



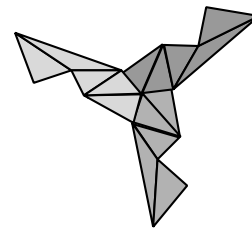
Insert one unit into the other one from the side so that the creases overlap.



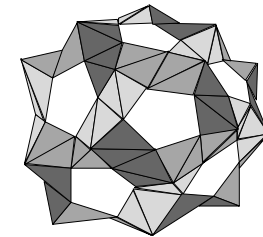
The two units are joined.



Insert a third unit into the second unit in the same manner. Tuck the first unit into the third unit.



The completed group of three units.



30 PHiZZ units make a dodecahedron. You can also use PHiZZ units to make larger buckyballs, tori, and other surfaces